

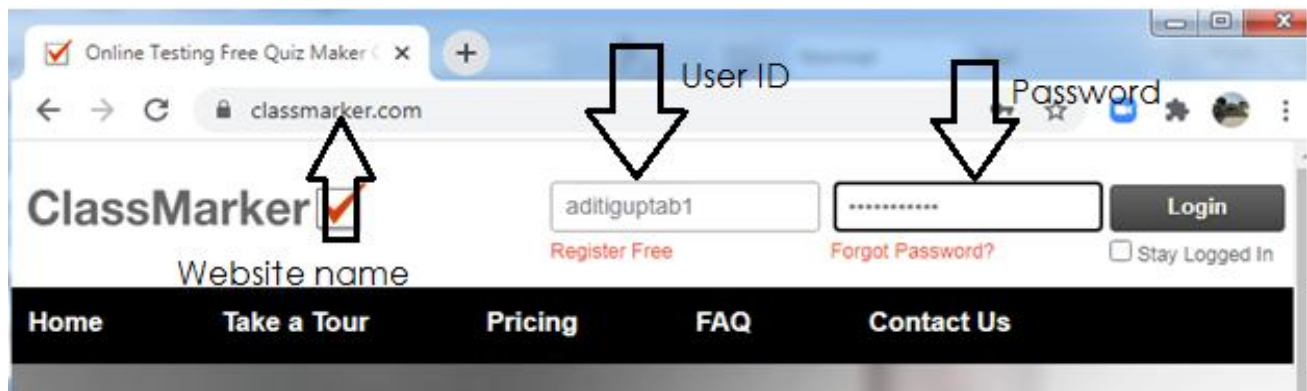
ATOMIC ENERGY CENTRAL SCHOOL NO.3

Anubhagya Colony, Rawatbhata

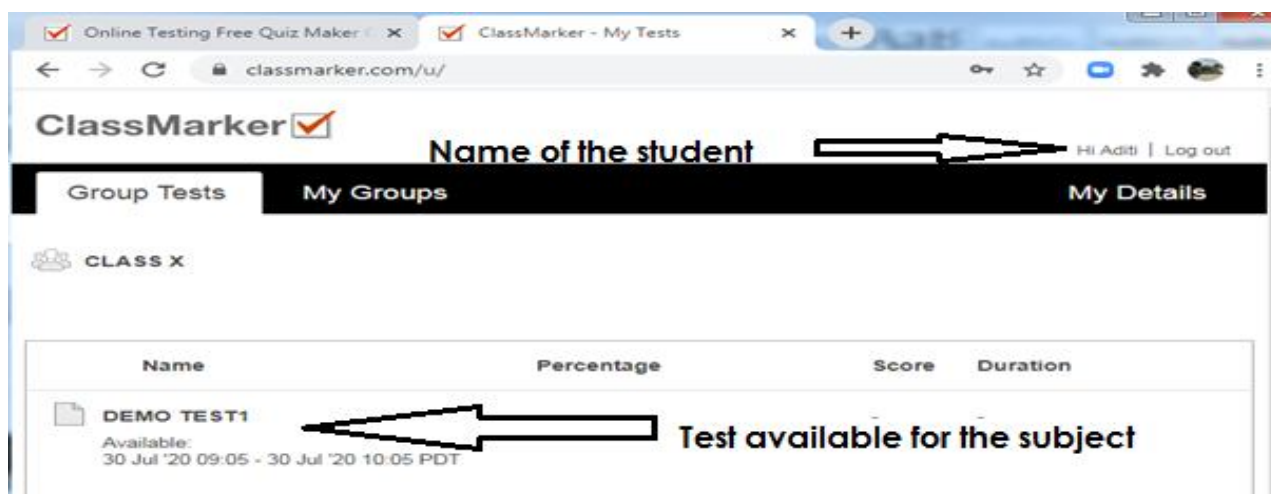
Date: 30-07-2020

Guidelines for taking MCQ test on classmarker.com




1. The website used for taking MCQ test is www.classmarker.com and it can be started using any browser like firfox, Mozilla, opera, internet explorer etc. from either mobile or desktop/laptop.
2. User id will be different for each subject and password will be same for all subjects and it will be communicated through SMS only, hence check it in inbox of SMS. Keep your user id of all subjects and password safely
3. After starting www.classmarker.com, enter the user-id and password of the concerned subject as given below and **click on Login button**



4. Tests available in a particular subject will be shown under the student account



5. Click on start to start the MCQ test. **If you login before the available time, start button will not be shown. If the start button is not appearing then refresh the browser or log out from the account and make fresh login.**


Name	Percentage	Score	Duration
 DEMO TEST1 Attempts allowed: 1	-	-	-
  Click to start the test			

6. Instruction for the test will be shown after clicking the **Start button**

DEMO TEST1

Instructions:

- Number of questions: **3**
- Has a time limit of. **01:30:00**
- Number of attempts allowed: **1**
- Must be finished in one sitting. You cannot save and finish later.
- Questions displayed per page: **2**
- Will allow you to go back and change your answers.
- Will not let you finish with any questions unattempted.
- Has a pass mark of. **33%**

 **Go back**

Click on start to start

  **Start**

7. After reading the instructions, click on **Start button** to start the test. Question along with choices will appear on the screen. Click on **Next** to see the next set of questions. Continue this process till the completion of all the questions. It will also permit to go back and make changes in the answers , if required.

Question 1 of 3

Who is the Prime minister of India

- A) Narendra Modi
- B) Rahul gandhi
- C) Sonia Gandhi
- D) J P Nadda

Question 2 of 3

who is the speaker of Loksabha

- A) sumitra chatterjee
- B) pratibha patil
- C) Om Birla
- D) None of the above

Next ▶

8. After answering all the questions, click on **Finish Now** to finish the test. Make sure that all the questions are answered properly. After clicking on Finish now, again test cannot be taken. The result of the test will be communicated to the students after completing the test of all subjects through SMS.

DEMO TEST1

Time left: 1:29:03

Question 3 of 3

Who is the president of India

- A) Pratibha Patil
- B) Ramnad Kovid
- C) Pranab Mukherjee
- D) None of the above

After completing the test, click on finish now

◀ Previous



Finish now